

## INTENT:




**"Every musician remembers their first lesson...that moment when you're handed the key to an alternate universe where everything is beautiful, everything is free, and nothing will ever be quite the same again For some, the first day of the rest of their lives"**

**Dave Grohl**

Studying music at The King's intends to inspire, provide motivation and nurture passion for all students to help them develop their musicianship and transferable skills further, studying music shows a real drive and determination to improve ourselves, not only as musicians but also humans.

We aim to provide students with both the tools, the confidence, and the rich opportunities to follow their love of music by broadening their musical experiences and developing their imagination and creativity through listening, composing and performing. We pride ourselves on our strong moral purpose to prepare students not only for the classroom, but for life beyond – offering opportunity after opportunity to explore the diverse world of music. By sharing both our passion and experience in music, we will hopefully help ignite a love for all things music related.

It has been scientifically proven that playing an instrument or singing releases endorphins which promote well-being. As such, we harness this as a department to support students on their creative, happy and successful journey through school.



### Half term points

#### AUTUMN 1

##### Unit 1: I've got rhythm

#### Learning includes:

- To introduce students to pulse, rhythm and basic notation through listening exercises and performance skills using percussion.
- Students will learn how to write rhythmic compositions.
- Students will perform own compositions

#### AUTUMN 2

##### Unit 2: I'm a composer get me out of here!

#### Learning includes:

- To learn the elements of music tonality, texture, timbre, structure, rhythm & metre etc
- To understand how music creates an emotional response in film
- To understand how music technology is used to create music
- Learn how to successfully use GarageBand and midi keyboards to compose

#### SPRING 1

##### Unit 3: Let's play and compose

#### Learning includes:

- Learn how to play the keyboard, using the correct fingering technique & single fingered chords
- To understand pitch and notation
- learn the treble clef and notes on the stave
- Reinforce learning outcomes from unit 1 on time signatures, pulse, duration and rhythm and to develop sight reading skills
- learn the c major scale and its functions.

#### SPRING 2

##### Unit 4: Instruments of the orchestra

#### Learning includes:

- Students will understand and be able to identify the instruments of the orchestra
- Students will understand how certain instruments can create different effects combined with musical elements and instrumental techniques
- Students will develop an understanding of thematic writing and see how this implemented in Prokofiev's Peter & the Wolf.

#### SUMMER 1

##### Unit 5: Samba time

#### Learning includes:


- Students will understand and be able to identify the instruments used in the Brazilian samba
- They will learn the different performance techniques to play each instrument
- recap skills such as pulse, rhythm, notation, ostinato, cyclic patterns and cross-rhythms
- Learn the LAZY SAMBA
- develop improvisational and performance skills.

#### SUMMER 2

##### Unit 6: Summer Project


#### Learning includes:

- Develop independent and/or group learning
- Embed and utilise the musical skills that have been developed throughout the course of the year
- Produce an artists' documentary, movie trailer music scoring, composition or instrumental performance.
- Deliver finish project to the class.
- Develop time/project management skills.



### Half term points

|   | AUTUMN 1   | AUTUMN 2   | SPRING 1  | SPRING 2   | SUMMER 1   | SUMMER 2  |
|---|--|--|---|--|--|---|
|   | Unit 7: Sticks & stomp   | Unit 8: House music  | Unit 9: Ukulele jam   | Unit 10: Let's play and compose (catch-up unit)  | Unit 11: Melody Madness  | Unit 12: West African drumming  |
| 8 | <b>Learning includes:</b> <ul style="list-style-type: none"> <li>To reinforce the skills gained in unit 1</li> <li>Pulse, rhythm, polyrhythms, and notation</li> <li>Understanding of different time signatures</li> <li>Perform a number of class Rhythms using samba sticks</li> <li>develop call and responses, rhythmic ostinatos and notation skills</li> <li>Compose, structure and rehearse, rhythmic composition, using cyclic patterns</li> <li>Perform, assess and evaluate rhythmic performances and compositions.</li> </ul> | <b>Learning includes:</b> <ul style="list-style-type: none"> <li>To compose a 2-minute dance track that is well-structured and shows a range of complimentary loops, SFX and live recording via the midi keyboard</li> <li>Exploration of looping and layering techniques</li> <li>Learn musical structure including AABA, binary, ternary and rondo form</li> <li>Learn how to export and create mp3 files</li> <li>Develop the understanding of how to assess and evaluate final mixes.</li> </ul> | <b>Learning includes:</b> <ul style="list-style-type: none"> <li>Learn how to play the ukulele</li> <li>Learn how to tune the ukulele developing their understanding of pitch and importance of tuning in music</li> <li>Learn a range of different strumming patterns, developing rhythmic skills</li> <li>Learn how to rehearse individually and in small ensembles</li> <li>Ability to read ukulele tab</li> <li>Major and minor chords, chord progressions and how they might work in popular song and understand popular song structure verse/chorus etc.</li> </ul> | <b>Learning includes:</b> <ul style="list-style-type: none"> <li>Learn how to play the keyboard, using the correct fingering technique &amp; single fingered chords</li> <li>To understand pitch and notation</li> <li>Learn the treble clef and notes on the stave</li> <li>Reinforce learning outcomes from unit 1 on time signatures, pulse, duration and rhythm and to develop sight reading skills</li> <li>Learn the c major scale and its functions.</li> </ul> | <b>Learning includes:</b> <ul style="list-style-type: none"> <li>Further develop understanding of pitch and where notes are on the keyboard.</li> <li>To understand what makes a good melody.</li> <li>To understand steps (conjunct) and leaps (disjunct).</li> <li>To understand flats and sharps.</li> <li>I understand what makes a good riff.</li> <li>Ability to compose an effective melody that works within a specific key or chord structure. (Using the Gotye riff).</li> </ul> | <b>Learning includes:</b> <ul style="list-style-type: none"> <li>Students will learn about the music of Africa and be able to identify the instruments used in African drumming they will learn the different techniques to play each instrument</li> <li>Perform a range of different rhythms</li> <li>Recap pulse, rhythm, notation, ostinato, cyclic patterns, cross-rhythms and call &amp; response</li> <li>Learn a 'whole-class' African drumming piece</li> <li>Develop improvisational and performance skills</li> <li>In groups, compose and perform an African drumming piece.</li> </ul> |
|   |  |  |   |  |  |   |



| Half term points |  |   |   |  |
|------------------|--|---|---|--|
| 9                | AUTUMN   | SPRING  | SUMMER  |  |
|                  | Unit 13: Film Music  | Unit 14: Blue note  | Unit 15: Music Technology, looping and remixing   |  |
|                  | <b>Learning includes:</b> <ul style="list-style-type: none"> <li>• Compose a soundtrack composition from a scene from Wallace and Grommet</li> <li>• Explore how music is used in the cinema and TV to create a variety of moods exploring a range of genres (horror, sci-fi, action etc)</li> <li>• use of certain intervals, perfect 5ths and diminished 5ths etc, to create mood.</li> <li>• Learn how to compose using leitmotifs, thematic writing, dissonance, major and minor tonality, chords, timbres and note clusters.</li> </ul> | <b>Learning to include:</b> <ul style="list-style-type: none"> <li>• To understand the history of the Blues and Jazz music.</li> <li>• The 12-bar blues structure.</li> <li>• Extended chords.</li> <li>• How to write a walking bass line.</li> <li>• Develop improvisational skills, music reading and performance skills.</li> <li>• Introduction on how to use Sibelius notation software.</li> </ul> | <b>Learning to include:</b> <ul style="list-style-type: none"> <li>• Remixing stems.</li> <li>• Composing using effective rhythmic and harmonic devices.</li> <li>• Musical structure in Popular Music.</li> <li>• Keyboard skills.</li> <li>• Application of all Musical Elements.</li> <li>• Music technology skills.</li> <li>• Synchronisation.</li> <li>• Working with textures and chords.</li> </ul> |  |