

INTENT:




“Art makes children powerful”

Bob and Roberta Smith

Art facilitates the opportunity for students to be creative and learn how to express themselves. We want students to be able to question, critique, describe and subvert their world where they can explore the limitless beauty that surrounds them every day. We challenge students to find ways to communicate their ideas, motivate others and present themselves with confidence and flair; using a range of mediums sparingly and interchangeably.




















We work in an environment that is built on mutual respect for the subject and those studying it. Art allows us to engage with different cultures, and historical events. We are researchers, performers, creators, leaders and independent learners.





****Please click on the icons to access online links where you can learn more about each topic****

Half term points

	AUTUMN 1	AUTUMN 2	SPRING 1	SPRING 2	SUMMER 1	SUMMER 2
	Introduction to media and techniques Learning to include: <ul style="list-style-type: none"> Sketchbook presentation skills exploring techniques to apply to a background. Observational drawing skills using a wide range of media to record a variety of contemporary subject matter in a photorealistic style using value and gradient shading skills. A visit to the World Museum and the Walker Art gallery in Liverpool is arranged to broaden awareness of artists and artefacts from many cultures. 	Introduction to media and techniques Learning to include: <ul style="list-style-type: none"> Observational drawing skills using a wide range of media to record a variety of contemporary subject matter. Annotation through the use of key words/terminology to explain their work. 	Development Learning to include: <ul style="list-style-type: none"> Addressing the question of how to develop work in the style/influence of artists and learning how to create personal responses to artist's work using a range of subject matter, media, techniques and processes. Annotation of artists work and of own ideas. 	Mini Guided Project Learning to include: <ul style="list-style-type: none"> How to present a sketchbook and order a project to make a clear, consistent journey from start to finish. Students will begin to understand all AQA assessment objectives 	Mini Guided Project Learning to include: <ul style="list-style-type: none"> A continuation of the mini project where students will develop their own ideas in the style of their chosen artists. They will learn how to combine and experiment with a range of media, techniques and processes taught in Term 1. 	Component 1 Independent project Learning to include: <ul style="list-style-type: none"> Develop a self-led project. This project lags all skills and knowledge taught from Year 10 - being able to skilfully record, experiment with media and research meaningful artists. This project will form part of Component 1 worth 60% of their overall GCSE grade.
10	  	  	  	 	  	 
			  			



****Please click on the icons to access online links where you can learn more about each topic****

Half term points

	AUTUMN 1	AUTUMN 2	SPRING 1	SPRING 2	SUMMER 1	SUMMER 2
	Component 1 Independent project	Component 1 Independent project	Component 2	Component 2		Grade range end point:
11	<p>Learning to include:</p> <ul style="list-style-type: none"> a mini project to prepare students for the time constraints of component 2. students will independently research and develop a self-led project of a theme of their choice. this project will form part of component 1 worth 60% of their overall GCSE grade 	<p>Learning to include:</p> <ul style="list-style-type: none"> creating a series of personal responses and development ideas, annotating and refining their work as it progresses to produce a final outcome that shows a clear link to the starting point, influence of chosen artist styles and own ideas. this project will form part of component 1 worth 60% of their overall GCSE grade. 	<p>Learning to include:</p> <ul style="list-style-type: none"> AQA exam board will send a list of starting points for the students to select from. students will start a self-led project of a subject matter that fits with their chosen theme. 	<p>Learning to include:</p> <ul style="list-style-type: none"> continuation of the work for component 2. students will be completing development ideas in readiness for the exam 10 hour exam to complete the final outcome 		9-1
	