

INTENT:




“Drama is like a dream, it is not real, but it is really felt”

Abhinavagupta




At the King's, we offer an exciting opportunity for students to showcase their creative sides and develop their communication skills, whilst enhancing transferable life skills such as leadership and public speaking, all within our high-spec performance spaces. We offer a variety of extra-curricular opportunities to help advance their performance ability that culminates in an exciting yearly show. We encourage students to explore the world around them and question their understanding of their environment through a diverse range of topics.

Here at the King's we aim to inspire and motivate our students love of performing and gain some understanding for the immersive world of the theatre. Drama connects us all through expression and communication and it's important to develop our student's self-awareness of their own emotions as well as those around them. Through drama we can build confidence and enhance students passion for performing.





****Please click on the icons to access our online portal where you can learn more about each topic****

10	Half term points					
	AUTUMN 1	AUTUMN 2	SPRING 1	SPRING 2	SUMMER 1	SUMMER 2
	Introduction to GCSE Drama  Learning to include: <ul style="list-style-type: none"> Students will develop the ability to recognise and understand the roles and responsibilities of performer, designer, and director. They will study and explore a range of texts and extracts from plays looking at social, historical, and cultural contexts. Developing workshop-based skills and formative evaluations, analysing their own and others work. The ability to understand how performance texts can be interpreted and performed. 		Component 2 – Performance from a Text  Learning to include: To gain knowledge and understanding of how meaning is communicated through: <ul style="list-style-type: none"> Themes/ issues Performance conventions Genre, Structure, Form, Style, Language and stage directions Character relationships Character development Students are required to know and understand the following: Characteristics of dramatic work including genre, structure, character, form, style, and language. How meaning is communicated and interpreted through: <ul style="list-style-type: none"> Performance conventions Use of space and spatial relationships on stage relationships between performer and audience. 		How to write about Drama and Theatre  Learning to include: How to write about Drama and Theatre including: <ul style="list-style-type: none"> What the exam paper looks like Command words How to write under timed conditions How to make creative choices The difference between analysis and evaluation Performance skills Design Roles Directing skills Critical analysis 	

 Bitesize










 Bitesize



****Please click on the icons to access our online portal where you can learn more about each topic****

Half term points

11

AUTUMN 1	AUTUMN 2	SPRING 1	SPRING 2	SUMMER 1	SUMMER 2
<div>Devising Theatre</div> <div></div> <div>Students finalise their devised theatre for assessment.</div> <div>Learning to include:</div> <div>Characteristics of dramatic work including genre, structure, character, form, style, and language.</div> <div>How meaning is communicated and interpreted through:</div> <div><ul style="list-style-type: none">• Performance conventions• Use of space and spatial relationships onstage.• Relationships between performer and audience</div> <div></div>		<div>From Page to Stage</div> <div></div> <div>Learning to include:</div> <div>Choosing an appropriate text (pre 2000)</div> <div>Possible texts:</div> <div><ul style="list-style-type: none">• Blood Brothers• Road, Two• The Woman in Black• Kindertransport</div> <div>Once texts have been chosen students will study two key extracts.</div> <div>To gain knowledge and understanding of how meaning is communicated through:</div> <div><ul style="list-style-type: none">• Themes/ issues and performance conventions• Genre, structure, form, style, language, and stage directions• Character relationships• Character development.</div> <div></div>		<div>Component 3 - Written Examination</div> <div></div> <div>Learning to include:</div> <div>To prepare for written examination paying attention to the following:</div> <div><ul style="list-style-type: none">• Plot• Structure• Style• Character• Theme• Acting skills• Style• Purpose• voice and physicality• Use of set and props Use of lighting and sound• Use of costume• Use of stage space• Audience impact• What the exam paper looks like• Command words• How to write under timed conditions• How to make creative choices• The difference between analysis and evaluation</div> <div></div> <div>Live Theatre Evaluation</div> <div><ul style="list-style-type: none">• To understand how meaning is created in the theatre in order to communicate ideas to an audience.• How theatre is created. Contextual knowledge of text (this will depend on performance seen) Production values (set, costume, sound, lighting, directing, performance)</div>	