

INTENT:




“Art makes children powerful”

Bob and Roberta Smith



Art facilitates the opportunity for students to be creative and learn how to express themselves. We want students to be able to question, critique, describe and subvert their world where they can explore the limitless beauty that surrounds them every day. We challenge students to find ways to communicate their ideas, motivate others and present themselves with confidence and flair; using a range of mediums sparingly and interchangeably.

We work in an environment that is built on mutual respect for the subject and those studying it. Art allows us to engage with different cultures, and historical events. We are researchers, performers, creators, leaders and independent learners.






****Please click on the icons to access our online portal where you can learn more about each topic****

12	Half term points					
	AUTUMN 1	AUTUMN 2	SPRING 1	SPRING 2	SUMMER 1	SUMMER 2
	Photography Techniques Learning to include: <ul style="list-style-type: none"> Camera angles, lighting and the rule of thirds. Experimenting with camera techniques to develop a range of images of the human form. Sketchbook presentation skills. 	Drawing Techniques Learning to include: <ul style="list-style-type: none"> Drawing for different purposes, using a variety of methods and media on a variety of scales Appreciation of different approaches to recording images, such as observation, analysis, expression and imagination. Historical and contemporary developments and different styles and genres. 	Skills Building and Portfolio Development Learning to include: <ul style="list-style-type: none"> Understanding of the conventions of figurative/representational and abstract/non-representational imagery or genres. 	Skills Building and Portfolio Development Learning to include: <ul style="list-style-type: none"> Understanding of pictorial space, composition, rhythm, scale and structure Continuity and change in different styles, genres and traditions relevant to Fine art. Oil painting techniques. 	Personal Investigation (Component 1) Learning to include: <ul style="list-style-type: none"> Develop potential starting points based on an idea, issue, concept or theme. Artist research relevant to ideas. The practical work is accompanied by a 1000-3000 word essay with a bibliography. Sketchbook presentation skills. 	Personal Investigation (Component 1) Learning to include: <ul style="list-style-type: none"> Collecting primary sources and producing observational drawings in a variety of media. Personal responses to chosen artist.



****Please click on the icons to access our online portal where you can learn more about each topic****

13	Half term points					
	AUTUMN 1	AUTUMN 2	SPRING 1	SPRING 2	SUMMER 1	SUMMER 2
	<p>Personal Investigation (Component 1)</p> <p>Learning to include:</p> <ul style="list-style-type: none"> Producing a series of studies from their chosen artist and then developing their own ideas/work from an aspect of this investigation. Produce a final outcome to conclude the project <p></p>	<p>Personal Investigation (Component 1)</p> <p>Learning to include:</p> <ul style="list-style-type: none"> Produce a personal written investigation of up to 3000 words to support your practical work. Use of key art vocabulary. 	<p>External Set Assignment (Component 2)</p> <p>Learning to include:</p> <ul style="list-style-type: none"> Worth 40% of the overall A Level grade. The exam paper is released on February 1st that officially signals the start of the exam preparatory period. Students are presented with a broad based theme and suggested starting points. Preparatory work compromises both practical and written development. 	<p>External Set Assignment (Component 2)</p> <p>Learning to include:</p> <ul style="list-style-type: none"> The exam period concludes with a 15-hour period of sustained focus under exam conditions. Individuals are expected to complete a final outcome extending from their preparatory studies. 		